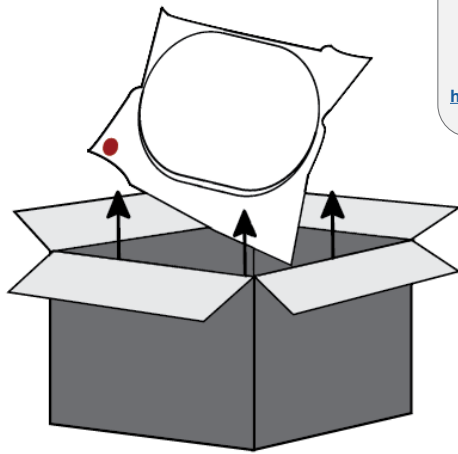
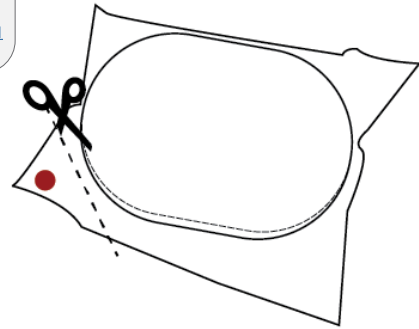


UNPACKING THE FOAM OTTOMAN TABLE


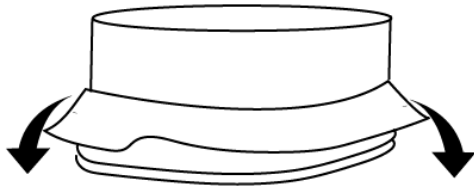


Scan this QR code for an instructional video.
<https://vimeo.com/821359699/7b4a1d24c1>



- 1 Remove the vacuum-packed foam ottoman table from the box.

- 2 Locate the red dot on the package. This indicates where the plastic is safe to cut. **Cut carefully so as not to damage the product.**



- 3 Remove all plastic packaging from the product.

- 4 Once the product is exposed to air, the foam will begin to expand to its full size. **Allow 24 hours for the foam to fully expand.**