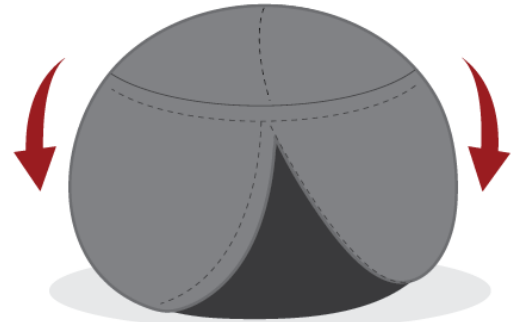
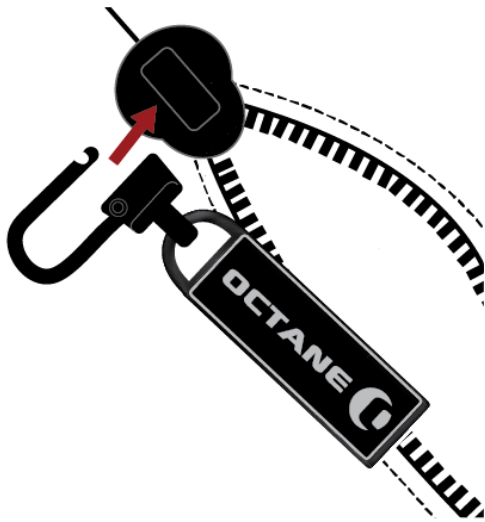


# APPLY THE COVER TO THE FOAM POD

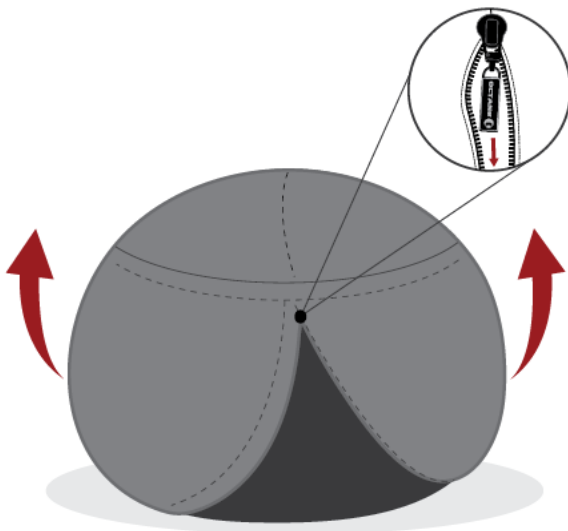


Scan this QR code for an instructional video.  
<https://vimeo.com/821357168/9d4b0c8e1f>



- 1 Locate the zipper pulls and attach them to the two zippers on the top cover.

- 2 Pull the unzipped cover over the foam pod until it fits the shape.



- 3 Pull the two sides of the cover together as you zip downwards, rotating the foam pod as you zip.

- 4 Rotate and fluff yourself a nice seat in the foam pod and experience high performance comfort.