



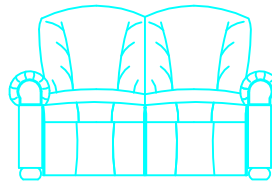
21" width




24" width



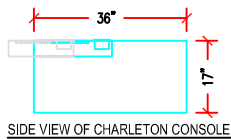
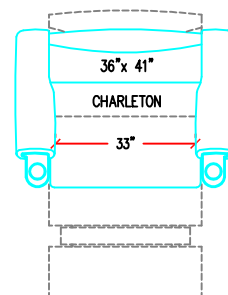
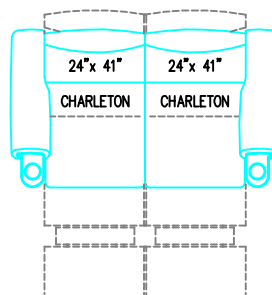
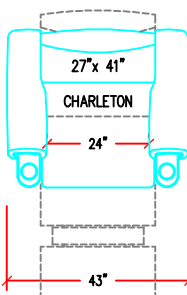
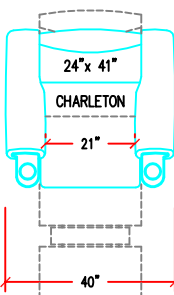
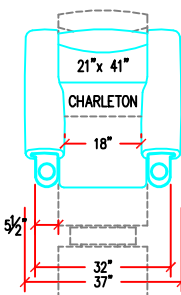
27" width



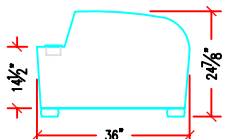
Dual 24" connected seats for 48" loveseat



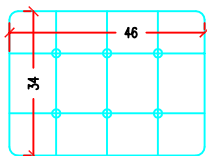
36" SINGLE LOVESEAT-pwr only



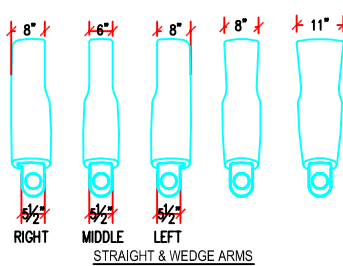
SIDE VIEW OF CHARLETON CONSOLE



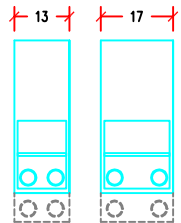
SIDE VIEW OF CHARLETON ARM



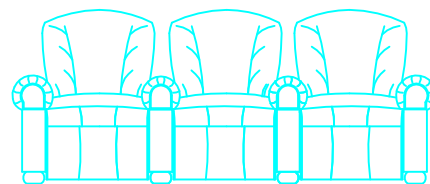
LARGE OTTOMAN
(OPTIONAL PULLOUT BED)



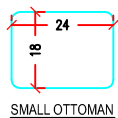
RIGHT MIDDLE LEFT
STRAIGHT & WEDGE ARMS



TOP VIEW OF CHARLETON CONSOLE



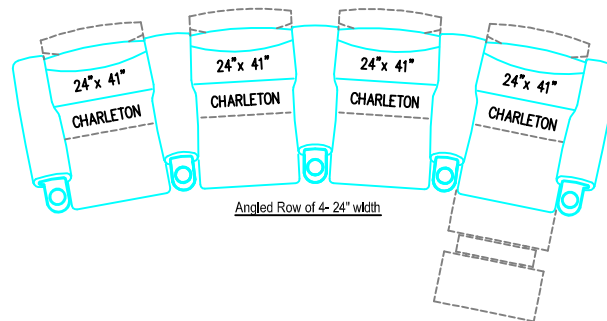
Row of 3-24" width



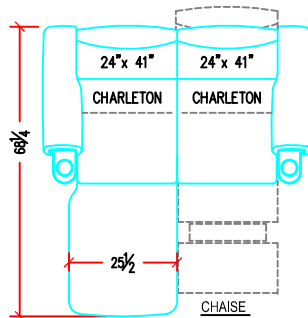
SMALL OTTOMAN



SHARK REMOVABLE ARM



Angled Row of 4-24" width



CHAISE

We recommend that the Minimum distance between rows is 84" from back of chair to back of chair

Average Weight
Chair: 100 lbs
Arm: 25 lbs
Console: 35 lbs

ALL MEASUREMENTS ARE APPROXIMATE AND SUBJECT TO CHANGE WITHOUT NOTICE. DUPLICATION IN WHOLE OR IN PART WITHOUT WRITTEN CONSENT IS PROHIBITED. COPYRIGHT 1998-2011 ACOUSTIC INNOVATIONS INC.

CINEMACHAIR LAYOUT

CHARLETON

ACOUSTIC INNOVATIONS

ALL MEASUREMENTS ARE APPROXIMATE AND SUBJECT TO CHANGE WITHOUT NOTICE. DUPLICATION IN WHOLE OR IN PART WITHOUT WRITTEN CONSENT IS PROHIBITED. © COPYRIGHT 2009 ACOUSTIC INNOVATIONS INC