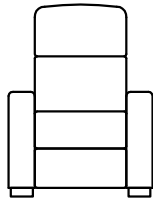
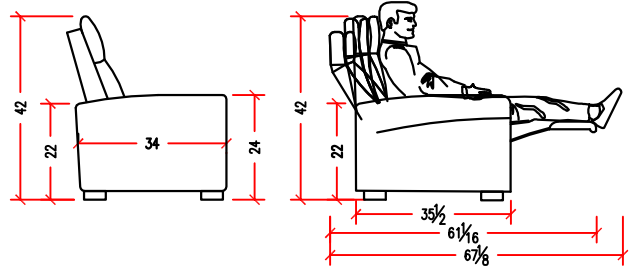
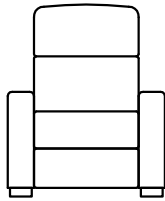


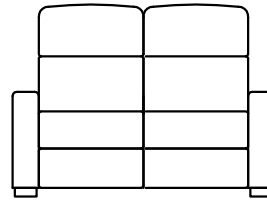
## THE STUDIO CHAIR



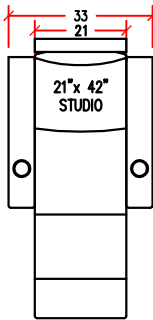
21" width



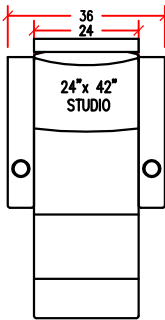
24" width



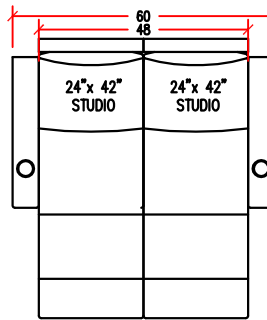
Dual 24" connected seats for 48" loveseat



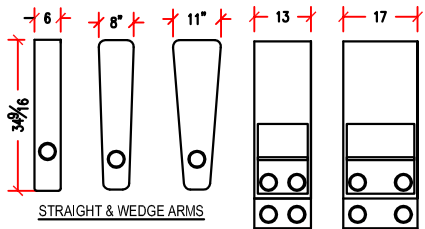
21" x 42" STUDIO



24" x 42" STUDIO

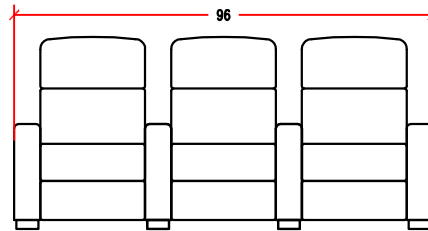


24" x 42" STUDIO

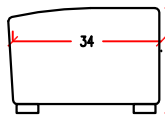


STRAIGHT & WEDGE ARMS

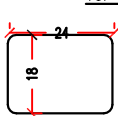
TOP VIEW OF CONSOLE



Row of 3- 24" width



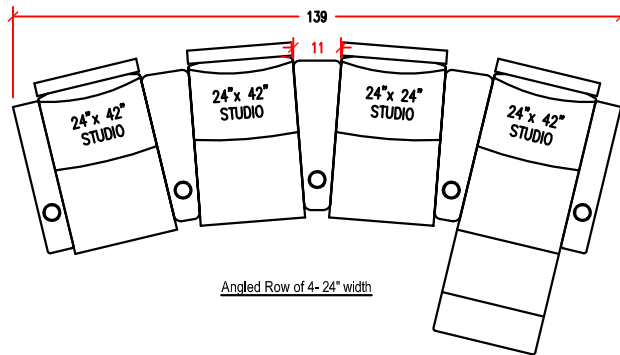
SIDE VIEW OF STUDIO ARM



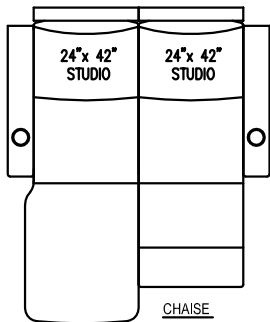
SMALL OTTOMAN



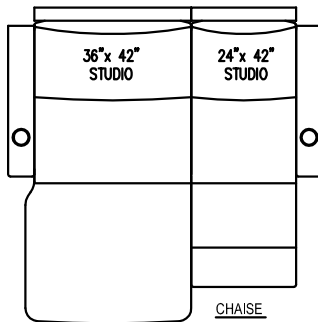
SHARK REMOVABLE ARM



Angled Row of 4- 24" width



CHAISE



CHAISE

We recommend that the Minimum distance between rows is 84" from back of chair to back of chair



Average Weight Chair: 100 lbs Arm: 25 lbs Console: 35 lbs