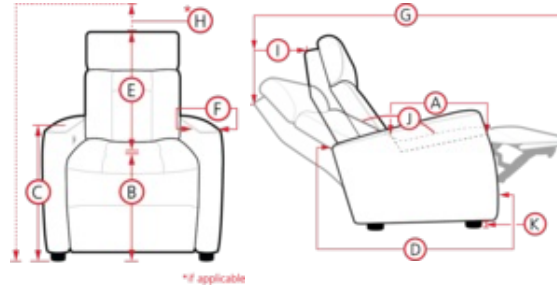


# 41422 AUDIO



**PALLISER**  
My Home, My Style, My Way™

- A. Seat Depth: 21.0 - 21.0 in / 53.34 - 53.35 cm
- B. Seat Height: 20.5 in / 52.07 cm
- C. Arm Height: 25.0 in / 63.5 cm
- D. Arm Depth: 35.5 in / 90.17 cm
- E. Seat Back Height: 27.0 in / 68.58 cm
- F. Width of Arm: 6.0 - 11.5 in / 15.24 - 29.21 cm
- G. Reclined Depth: 69.5 in / 176.53 cm
- H. Headrest Extension: N/A
- I. Wall Clearance: 4.0 in / 10.16 cm
- J. Reclined Angle: N/A
- K. Ground Clearance: 1.0 in / 2.54 cm



1E Power Recliner  
34 x 42 x 43"  
87 x 107 x 110cm  
IA: 23" / 59cm



2E LHF Arm, Pwr Recliner  
28 x 42 x 43"  
72 x 107 x 110cm  
IA: 23" / 59cm



3E RHF Arm, Pwr Recliner  
28 x 42 x 43"  
72 x 107 x 110cm  
IA: 23" / 59cm



4E Armless Loveseat Pwr Recliner  
46 x 42 x 43"  
117 x 107 x 110cm



5E LHF Arm, RHF Wedge, Pwr Recl  
40 x 42 x 43"  
102 x 107 x 110cm  
IA: 23" / 59cm



6E RHF Arm, LHF Wedge, Pwr Recl  
40 x 42 x 43"  
102 x 107 x 110cm  
IA: 23" / 59cm



7E RHF Wedge, Pwr Recliner  
34 x 42 x 43"  
87 x 107 x 110cm



8E Armless Power Recliner  
23 x 42 x 43"  
59 x 107 x 110cm

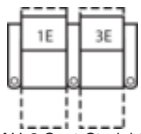


9E LHF Wedge, Pwr Recliner  
34 x 42 x 43"  
87 x 107 x 110cm


Dimensions are the same for reverse direction where applicable.

## POPULAR CONFIGURATIONS

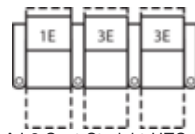
Note: Always assemble configurations from right hand facing to left hand facing. Dimensions are shown as width x depth.




AH 2-Seat Straight HTS  
62 x 67"  
158 x 171 cm



AI 2-Seat Curved HTS  
68 x 70"  
173 x 178 cm



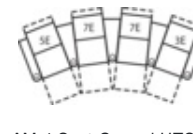
AJ 3-Seat Straight HTS  
90 x 67"  
229 x 171 cm



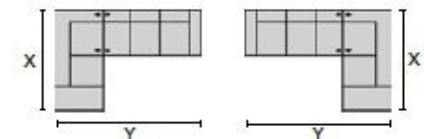
AK 3-Seat Curved HTS  
102 x 72"  
260 x 183 cm



AL 4-Seat Straight HTS  
119 x 67"  
303 x 171 cm



AM 4-Seat Curved HTS  
136 x 74"  
346 x 188 cm



Specifications are correct at time of printing and are subject to change without notice.  
LHF = left hand facing means the "end arm" is on the LEFT HAND SIDE of the upholstered piece when you are standing in front of the piece.  
RHF = right hand facing means the "end arm" is on the RIGHT HAND SIDE of the upholstered piece when you are standing in front of the piece.